



William Huang

Development, Documentation
Design

Kirby Gee

Development, User Testing

Cesca Fleischer

Product Management, Visual

Medium-Fi

Introduction and Mission Statement:

“To help you find activities you love with people you love.”

Often times, people skip out on the activities they love to do, whether it be hiking, working out, or going into the city. This is not necessarily because they're lazy, but simply because they cannot find somebody to do that activity with. Their friends may be occupied that day, or maybe they're just looking for something out of the norm to do. Mix empowers individuals to meet new people through mutual interests. It allows individuals to connect with others around the area who are looking to do the same activity. Through Mix, we allow people who may have never met otherwise to become the best of friends.

Tasks

Task 1 (Simple): Our simple task is joining an activity. This task is for users who either have some free time and want to fill it with something fun, or are looking for an existing task that has already been scheduled. In the prototype, the user is shown a table view with several different activities scheduled at different times. When the user finds an activity they are interested in, they can view more detailed information (i.e. location, person, skill level etc) about the event by clicking on the table cell. From this new view, the user can chat with the group and officially join the activity.

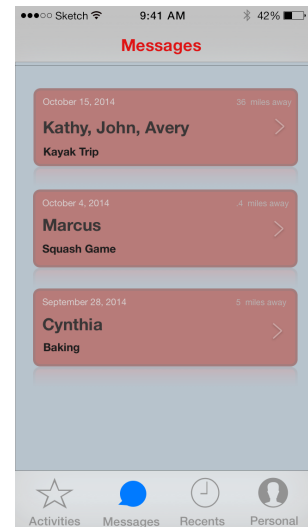
Our simple has slightly changed from our low-fi prototype. Our low-fi simple task was discovering an activity. This implies that the activity is something that the user has not done before. In our medium-fi prototype, we made our simple task more broad by joining an activity, whether it be a new or a familiar activity.

Task 2 (Medium): Our medium task is finding new friends to do activities with. This task is for users who already have an activity in mind, but they cannot pool together enough contacts to do the event. In the prototype the user can choose the + button to add a new activity. A dialogue screen is presented where they can input detailed information such as location, desired amount of participants, and details. We did not change our medium task from the low-fi prototype.

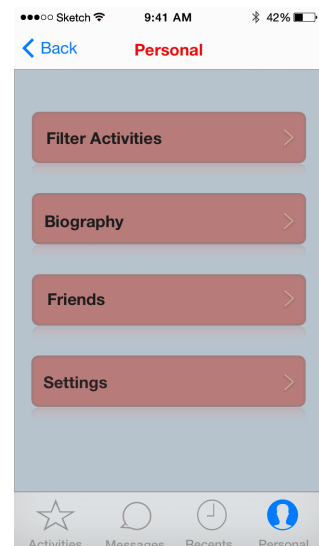
Task 3 (Complex): Our complex task is for users to stay in touch with the friends they have made through activities fostered through Mix. Hopefully the user has found new interesting people through their common interests, and our app provides a way for them to connect. In the prototype, the user can choose either the 'messages' tab or the 'recent' tab, allowing them to see and message their friends. We did not change our medium task from the low-fi prototype but we did change the UI.

Revised interface design

First major change was the replacement of the Friends tab with the Messages tab. We did this because when we asked participants to try to connect with friends they have already made through mix, they mistakenly went to the Recent activity to look for friends there. The messages tab is now the tab to interact with people. You can message friends you have recently done complete activities with, or message the entire activity thread if you commit to an upcoming event.

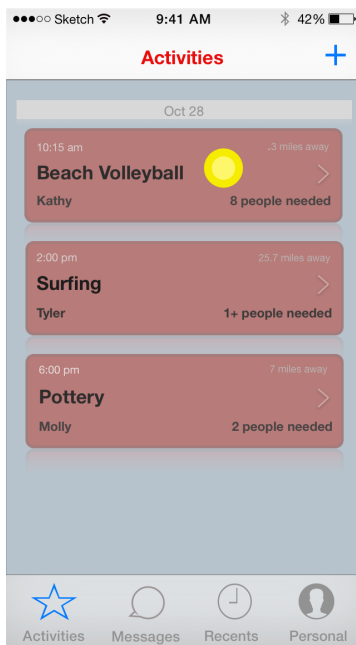


The second major UI was the replacement of the Settings tab with the Personal tab. The Personal tab allows the user to customize their profile, as well as adjust other settings that may not be related to their profile (such as search restrictions). We realized Mix could be used as a social network, so we thought that it made sense to make the app feel more welcoming to personal customization, which is what the Personal tab achieves.

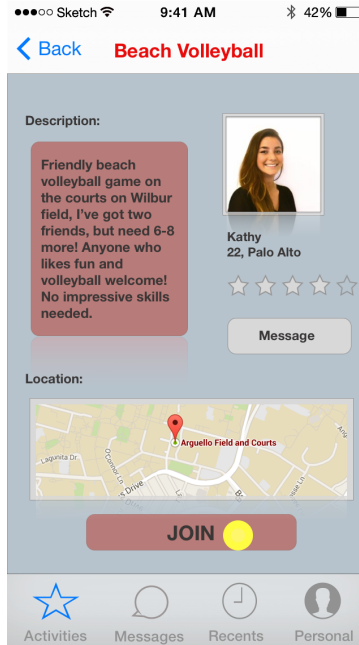


Storyboards of scenarios

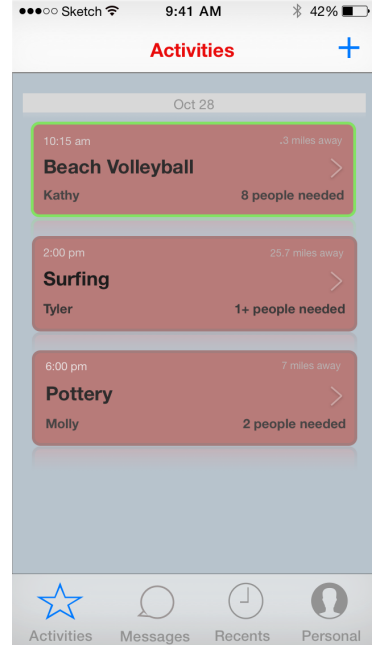
Scenario 1: Find an activity



Click on activity of interest

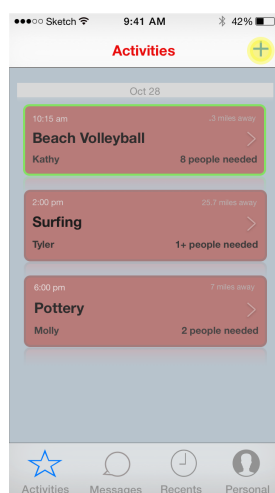


Join activity

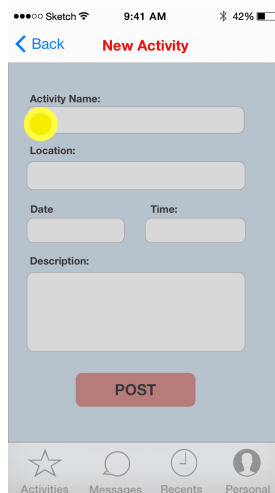


Shows up green in activity page

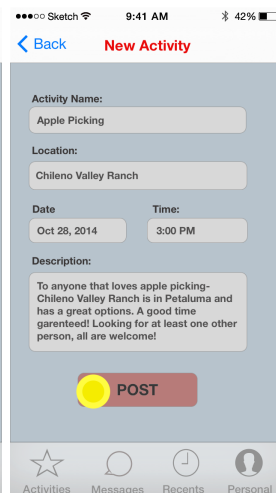
Scenario 2: Finding friends to do an activity you want



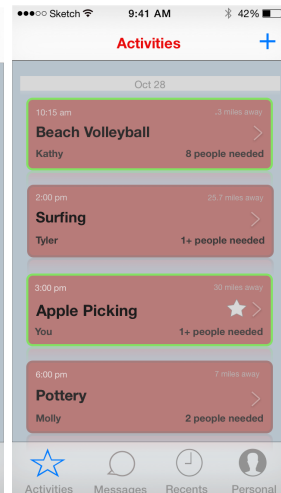
Click the + button



Fill in the description fields

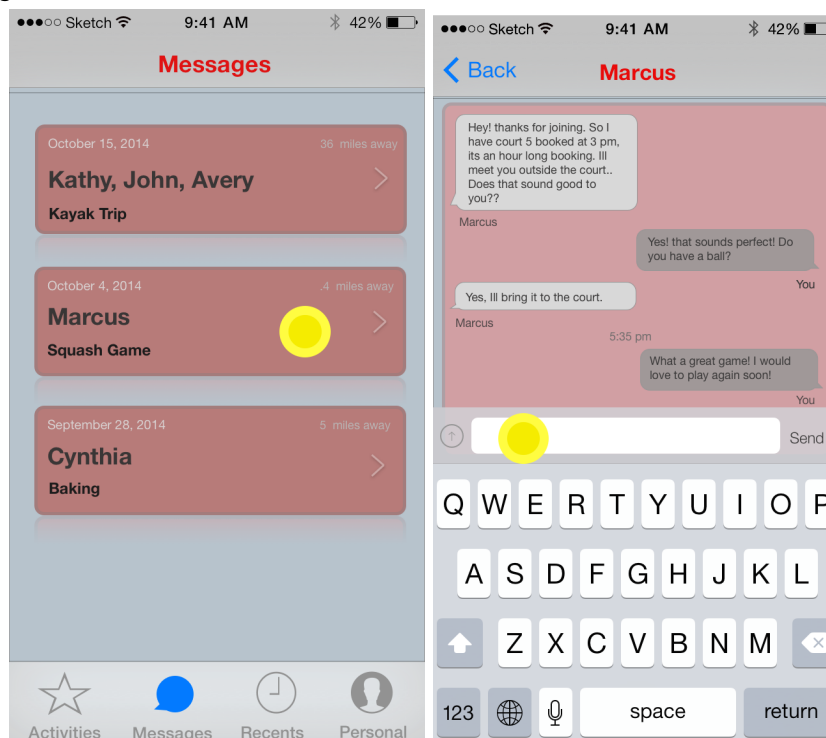


Post the activity



View it on the main activity page

Scenario 3: Staying in touch with friends



Go to Messages tab. Tap on person of interest

Have a conversation with them

Prototype overview

To make our medium fidelity prototype, we used three main tools: Sketch 3, InVision, and Tumblr. Sketch 3 is a fantastic rapid prototyping tool used to generate quick, realistic screenshots of your app. It has a large image assets library of iOS utilities (keyboard, tab bars, navigation controllers, etc). InVision is one of the recommended tools to bring the screenshots to life. It allows us to add interactivity between the screenshots, such as transitions. The user can drag and drop images, create hotlinks, and add custom transitions to the prototype. Once the prototype was complete, InVision has a simple embedding button that we were able to post to our host site, Tumblr.

The hardest aspect of the medium-fi prototype was learning how to use Sketch 3. Obviously it is an extremely powerful rapid prototyping tool filled with tons of assets, but there was a steep learning curve. It took our designer a while to learn how to create a custom table view cell, filled with five different labels of varying sizes, filled/border colors, and a custom image to indicate interactivity (chevron).

We left out specific details about the Personal tab because reading the buttons in the tab, it was pretty self-explanatory what they would do.

Our wizard of oz techniques were a simple mocked database. In our screenshots, we added a few entries in the Activities, Messages, and Recent tabs. In addition, once you create a new activity and reload the Activities page, it is loaded with the new activity you just created.

Screenshots [see above]